


CENSUS OF POPULATION AND HOUSING, 30 JUNE 1971
COMMONWEALTH OF AUSTRALIA




BULLETIN 3.
DEMOGRAPHIC CHARACTERISTICS

PART 7. NORTHERN TERRITORY

Prepared under instructions from the Honourable the Treasurer by

J. P. O'NEILL
COMMONWEALTH STATISTICIAN

COMMONWEALTH BUREAU OF CENSUS AND STATISTICS
CANBERRA, AUSTRALIA



PREFACE


Final results from the 1971 Census of Population and Housing are being released in a series of 14 bulletins covering single and cross-classified characteristics of population and dwellings.

It should be recognised that in processing census data for 13 million persons and 4.5 million households there are innumerable possibilities for error. As in other areas of statistics, much of the effort of statisticians is directed to devising procedures which prevent most errors from occurring or which detect and eliminate those which do occur. Despite such efforts, it is impracticable to eliminate every inaccuracy but special steps such as editing and quality control procedures are taken to measure and control the level of such inaccuracy. Thus while some minor errors and discrepancies may be evident in the final results, it is unlikely that they would have any practical significance in the interpretation of the Census data.

A large number of tabulations are being produced for the 1971 Census which, because of their size and complexity, will not be published. In some cases, classifications of characteristics will be available at a finer level than those published in the Bulletins. A complete list of the tabulations produced (published and unpublished) and the levels of classification available will be published in the Catalogue of 1971 Census Tabulations (Bulletin 14). For information on the more detailed classifications and the availability of unpublished tabulations please contact the office of the Bureau of Census and Statistics in each State capital city or in Canberra.


J. P. O'NEILL
Commonwealth Statistician

Commonwealth Bureau of Census and Statistics
Canberra, A.C.T. 2600 December 1972



CONTENTS

<i>Table</i>		<i>Page</i>
	Introduction	vii
	Facsimile 1971 Census Schedule	ix
	Explanatory Notes	xiii
1.	Age by marital status, 1971	1
2.	Marital status by employment status by usual activity, 1971	2
3.	Age by birthplace of parents, 1971	4
4.	Age by marital status by birthplace, 1971	6
5.	Age by marital status by nationality, 1971	9
	List of 1971 Census of Population and Housing publications issued by the Bureau of Census and Statistics	13



INTRODUCTION

Publications

The publication programme for the 1971 Census of Population and Housing comprises a series of 14 Bulletins; the title and content of each are as follows :

Bulletin 1. *Summary of Population*

Single characteristics : age, marital status, birthplace, period of residence, nationality, usual major activity, 1966 residence, religion, level of schooling, educational institution, qualifications, occupational status, occupation, industry.

Bulletin 2. *Summary of Dwellings*

Class of dwelling cross-classified by : number of rooms, number of bedrooms, nature of occupancy, electricity and gas, bathroom and kitchen facilities, sewage disposal, inmates by number of rooms, inmates by number of bedrooms.

Bulletin 3. *Demographic Characteristics*

Age and marital status cross-classified by : usual major activity, employment status, birthplace of parents, birthplace, nationality.

Bulletin 4. *Birthplace*

Country of birth cross-classified by : age, marital status, nationality, period of residence, level of schooling, qualifications, occupational status, occupation, industry.

Bulletin 5. *The Labour Force*

Employment status cross-classified by age and marital status. Occupation cross-classified by : occupational status, age, birthplace, qualifications. Industry cross-classified by : occupational status, age, birthplace, qualifications.

Bulletin 6. *Population and Dwellings in Local Government Areas and Urban Centres*

Bulletin 7. *Characteristics of the Population and Dwellings – Local Government Areas*

Single characteristics : age, religion, marital status, nationality, birthplace, period of residence, 1966 residence, usual residence, usual major activity, level of schooling, qualifications, occupational status, industry, occupation, class of dwelling, rent, reason unoccupied, number of rooms and bedrooms, nature of occupancy, facilities, sewage disposal, motor vehicles, material of outer walls.

Bulletin 8. *Characteristics of the Population and Dwellings – Commonwealth Electoral Divisions*

The topics in this Bulletin are identical to those in Bulletin 7.

Bulletin 9. *The Aboriginal Population*

Characteristics of the Aboriginal and Torres Strait Islander population.

Bulletin 10. *Families and Households*

Bulletin 11. *Fertility*

Bulletin 12. *Geographic Distribution*

Bulletin 13. *Maps*

Each State, showing Local Government Areas and Statistical Divisions plus maps of principal urban centres.

Bulletin 14. *Catalogue of 1971 Census Tabulations*

Index of all tabulations, published and unpublished, produced from the 1971 Census.

Bulletins 1-6 consist of a series of separate parts for each State and Territory and one for Australia. In Bulletin 6 the Northern Territory part is combined with that of the Australian Capital Territory. There is no Australian part to Bulletin 7 and Bulletins 8-14 consist only of one part.

Each publication can be identified by a number and colour code system as follows :

<i>Bulletin Number</i>	<i>Title</i>	<i>Cover Colour</i>
1	Summary of Population	Yellow Green
2	Summary of Dwellings	Light Brown
3	Demographic Characteristics	Pink
4	Birthplace	Light Purple
5	The Labour Force	Light Blue
6	Population and Dwellings in Local Government Areas and Urban Centres	Light Green
7	Characteristics of the Population and Dwellings – Local Government Areas	Grey
8	Characteristics of the Population and Dwellings – Commonwealth Electoral Divisions	Dark Grey
9	The Aboriginal Population	Dark Green
10	Families and Households	Dark Purple
11	Fertility	Dark Brown
12	Geographic Distribution	Dark Blue
13	Maps	Olive Green
14	Catalogue of 1971 Census Tabulations	Dark Red

<i>Geographic Area</i>	<i>Part Number</i>	<i>Horizontal Band Colour</i>
New South Wales	1	Blue
Victoria	2	Orange
Queensland	3	Maroon
South Australia	4	Red
Western Australia	5	Black
Tasmania	6	Green
Northern Territory	7	Brown
Australian Capital Territory	8	Purple
Australia	9	Gold

As an illustration of the colour code system, all 'Summary of Dwellings' bulletins have light brown covers with a horizontal band varying in colour according to the State.

Coverage

In conformity with the 1967 repeal of Section 127 of the Constitution, 1971 Census statistics include Aborigines. In order to provide comparability between the 1971 and 1966 Censuses, tables showing 1966 data have been amended to include Aborigines or their dwellings and therefore differ from the 1966 tables previously published.

Persons with diplomatic immunity (diplomatic and home-based staff of diplomatic missions, and their families) are excluded from the Census. Dwellings occupied by persons with diplomatic immunity are also excluded.

(NOTE. Any discrepancies between totals and sums of components in percentages in tables are due to rounding.)

CONFIDENTIAL

Any Census Officer or occupier of a dwelling disclosing any particulars from a Census Form is liable to a penalty of \$100.

COMMONWEALTH OF AUSTRALIA



State	N.T.
Div.	01
S. Div.	
C.D.	
Rec. No.	

A FEW FACTS ABOUT THE CENSUS

At the Census everybody in Australia contributes to Australia's knowledge about itself

YOUR FORM IS ABSOLUTELY CONFIDENTIAL. The LAW prevents anyone but the Commonwealth Statistician and his officers from seeing your return. OTHER PERSONS OR GOVERNMENT DEPARTMENTS CANNOT see your return for any purpose whatsoever.

THE STATISTICS ARE ESSENTIAL TO PEOPLE WORKING ON SUCH NATIONAL PROBLEMS AS:

- HOUSING NEEDS
- BETTER LIVING STANDARDS
- EDUCATION (SCHOOLS, TEACHERS, ETC.)
- WELFARE OF THE AGED, WIDOWS, ABORIGINES, MIGRANTS, ETC.
- CITY GROWTH, TRAFFIC PROBLEMS, ROADS
- SEWERAGE, WATER AND POWER SUPPLY
- EMPLOYMENT, UNEMPLOYMENT, VOCATIONAL TRAINING
- DECENTRALISATION, RURAL DEPOPULATION, LOCATION OF INDUSTRY

MOST CENSUS INFORMATION CANNOT BE OBTAINED IN ANY OTHER WAY. The great value of the Census is that all the information about everybody is obtained at the one time. This means that it can be added together and cross-tabulated to give a very detailed statistical picture of AUSTRALIA at a single point in time. Without you the picture would be incomplete.

THE STATISTICS ARE AVAILABLE TO YOU. All the statistical tables which are compiled from the Census serve important Governmental purposes, but they are also available to private individuals, the business community and researchers.

CENSUS OF POPULATION AND HOUSING AUSTRALIA

30 June 1971

HOUSEHOLDER'S SCHEDULE

Under the provisions of the *Census and Statistics Act 1905-1966* you are required to fill in this form to the best of your knowledge and belief. However, there is no penalty for omitting information on a person's religious denomination.

The information supplied in this form is **CONFIDENTIAL**. The Act provides that it cannot be seen by any persons other than officers of the Bureau of Census and Statistics. It will be used only for obtaining totals for statistical purposes.

The completed schedule should be ready to hand to the Census Collector who will call on **THURSDAY 1 JULY** or as soon as possible after that day.

I certify that to the best of my knowledge and belief this form has been correctly filled in.

Signature of Collector

Signature of Householder

Date

Street, etc.

City, town or village

Bureau of Census and Statistics

For Census Collector's use only

If this dwelling is unoccupied indicate—

1. The type of dwelling—
(Refer to sketches and descriptions on page 2)

- | | | | | |
|--|--|-------------------------------------|---|---|
| 1 <input type="checkbox"/> Separate house | 6 <input type="checkbox"/> Self-contained flat | 2. The reason for being unoccupied— | 1 <input type="checkbox"/> For sale | 5 <input type="checkbox"/> Holiday home |
| 2 <input type="checkbox"/> Semi-detached or duplex house | 7 <input type="checkbox"/> Non self-contained flat | | 2 <input type="checkbox"/> To let (other than holiday home) | 6 <input type="checkbox"/> Condemned or demolition |
| 3 <input type="checkbox"/> Attached house | 8 <input type="checkbox"/> Caravan, houseboat | | 3 <input type="checkbox"/> Newly completed and awaiting occupancy | 7 <input type="checkbox"/> Usual residents temporarily absent |
| 4 <input type="checkbox"/> Terrace or row house | X <input type="checkbox"/> Other (describe) | | 4 <input type="checkbox"/> Vacant for repairs or alterations | 8 <input type="checkbox"/> Other (describe) |
| 5 <input type="checkbox"/> Villa development | | | | |

● List in Column ① all persons (including visitors) who spent the night of **Wednesday 30 June** in this household (or returned on **Thursday 1 July** without having been counted elsewhere), and then fill in Columns ② to ⑥ for each person.

HOW TO FILL IN THIS FORM

After you have read the instructions:

- **Step 1:** Lift this flap and fill in page 1 for all persons who spent the night of Wednesday 30 June in this household.
- **Step 2:** Give particulars of this dwelling on pages 2 and 3.
- **Step 3:** Complete a double page of personal particulars for each person listed on page 1.
- **Step 4:** Sign the form on the front page.

INSTRUCTIONS

- FILL IN A SEPARATE FORM FOR EACH HOUSEHOLD.**
A household is a domestic group living and eating together. A person living alone is also a household.
- IF THERE IS MORE THAN ONE HOUSEHOLD OBTAIN EXTRA FORMS FROM THE CENSUS COLLECTOR WHEN HE RETURNS.**
- THIS BOOKLET HAS PAGES FOR 8 PERSONS. IF THERE ARE MORE THAN 8 PERSONS IN THE HOUSEHOLD OBTAIN PERSONAL SLIPS FOR THESE EXTRA PERSONS FROM THE CENSUS COLLECTOR WHEN HE RETURNS.**
- IF ANY PERSON IN THE HOUSEHOLD, SUCH AS A VISITOR OR BOARDER, PREFERS TO FILL IN A SEPARATE FORM TO MAINTAIN PRIVACY, ASK THE COLLECTOR FOR A 'PERSONAL SLIP' AND AN ENVELOPE.** The Personal Slip should be filled in and sealed in the envelope by the person concerned, for delivery by you unopened to the Census Collector with this schedule.
- FOR ANY PERSON WHO COMPLETES A PERSONAL SLIP, ENTER ON PAGE 1 OF THIS SCHEDULE THE NAME, RELATIONSHIP AND SEX OF THE PERSON AND WRITE 'P.S.' IN THE AGE COLUMN.**
- Not all questions have to be answered by everybody. Read each question carefully, give your answer, then follow the directions to the next question which applies. Most questions can be answered simply by placing a tick in the appropriate box, e.g.**

Yes	<input type="checkbox"/>	No	<input checked="" type="checkbox"/>
-----	--------------------------	----	-------------------------------------
- If you do not know the exact answer to a question, give the best estimate you can.**
- Please use ink or ball point pen.**
- The completed schedule should be ready to hand to the Census Collector who will call on THURSDAY 1 JULY or as soon as possible after that day.**
- If you need any help with this form, telephone the Divisional Returning Officer for your Commonwealth Electoral Division, or ask the Census Collector when he returns.**

Column ①	Column ②	Column ③	Column ④	Column ⑤	Column ⑥
First Name and Surname List LAST any persons in this household who have completed Personal Slips (See instruction 5 on previous page) For married baby write 'MRS' before 'BABY' and surname.	Relationship to head of household For example: head mother wife daughter son son-in-law grandchild visitor boarder co-tenant etc.	Sex <input type="checkbox"/> Male <input type="checkbox"/> Female	Age (In years and completed months) Years Mths	Present Marital Status <input type="checkbox"/> Never married <input type="checkbox"/> Now married <input type="checkbox"/> Married but permanently separated	Is this person a usual resident of this dwelling? NOTE A 'usual' resident is any person who has lived here for the last 6 months, or who will be spending 6 months or more during 1971 in this dwelling. OR any person who is here now and who has no usual place of residence.
1 First name Surname		<input type="checkbox"/> Male <input type="checkbox"/> Female		<input type="checkbox"/> Never married <input type="checkbox"/> Now married <input type="checkbox"/> Married but permanently separated	<input type="checkbox"/> Yes <input type="checkbox"/> No ➤ Give State, Territory or Country of usual residence
2 First name Surname		<input type="checkbox"/> Male <input type="checkbox"/> Female		<input type="checkbox"/> Never married <input type="checkbox"/> Now married <input type="checkbox"/> Married but permanently separated	<input type="checkbox"/> Yes <input type="checkbox"/> No ➤ Give State, Territory or Country of usual residence
3 First name Surname		<input type="checkbox"/> Male <input type="checkbox"/> Female		<input type="checkbox"/> Never married <input type="checkbox"/> Now married <input type="checkbox"/> Married but permanently separated	<input type="checkbox"/> Yes <input type="checkbox"/> No ➤ Give State, Territory or Country of usual residence
4 First name Surname		<input type="checkbox"/> Male <input type="checkbox"/> Female		<input type="checkbox"/> Never married <input type="checkbox"/> Now married <input type="checkbox"/> Married but permanently separated	<input type="checkbox"/> Yes <input type="checkbox"/> No ➤ Give State, Territory or Country of usual residence
5 First name Surname		<input type="checkbox"/> Male <input type="checkbox"/> Female		<input type="checkbox"/> Never married <input type="checkbox"/> Now married <input type="checkbox"/> Married but permanently separated	<input type="checkbox"/> Yes <input type="checkbox"/> No ➤ Give State, Territory or Country of usual residence
6 First name Surname		<input type="checkbox"/> Male <input type="checkbox"/> Female		<input type="checkbox"/> Never married <input type="checkbox"/> Now married <input type="checkbox"/> Married but permanently separated	<input type="checkbox"/> Yes <input type="checkbox"/> No ➤ Give State, Territory or Country of usual residence
7 First name Surname		<input type="checkbox"/> Male <input type="checkbox"/> Female		<input type="checkbox"/> Never married <input type="checkbox"/> Now married <input type="checkbox"/> Married but permanently separated	<input type="checkbox"/> Yes <input type="checkbox"/> No ➤ Give State, Territory or Country of usual residence
8 First name Surname		<input type="checkbox"/> Male <input type="checkbox"/> Female		<input type="checkbox"/> Never married <input type="checkbox"/> Now married <input type="checkbox"/> Married but permanently separated	<input type="checkbox"/> Yes <input type="checkbox"/> No ➤ Give State, Territory or Country of usual residence

For Census Collector's use only

Total persons in household (i.e. listed in Column ①) and on any extra Personal Slips issued.	Males	Females	Persons
--	-------	---------	---------

PP

NOW LIFT THIS FLAP AND FILL IN PAGE 1

LIFT THIS FLAP

PARTICULARS OF THIS DWELLING

These questions should preferably be answered by the Head of the Household. The dwelling for which particulars are sought is the house, flat, or other premises occupied solely by your household on 30 June 1971.

D 1. Tick the box opposite the description which best describes your dwelling. The sketches and comments will help you decide which box to tick. (Tick one box only.)

Sketch	Description	Dwelling type
	Generally a structure containing only one dwelling on its own block of land, separated by open space from other dwellings. However, if the house has only one flat attached to or incorporated in it, tick this box, if you occupy the main part of the structure.	1 <input type="checkbox"/> Separate House
	One of a set of two houses (single or double storey) joined together and separated only by a wall extending from foundation to ceiling.	2 <input type="checkbox"/> Semi-detached or Duplex House
	A house attached to business premises separated only by a wall extending from foundation to ceiling.	3 <input type="checkbox"/> Attached House
	One of a set of houses (single or double storey) in a row of 3 or more separated only by walls extending from foundation to ceiling.	4 <input type="checkbox"/> Terrace or Row House
	One of a group (three or more) of single or double storey homes separate or joined together in sets of 2 or more all occupying a common block of land.	5 <input type="checkbox"/> Villa Development
	(a) One of a block of rental or own-your-own flats or home units. (b) A self-contained flat in or attached to a house. (Tick this box if you live in the flat) (c) A pair of self-contained flats or home units. (d) A flat in or above business premises. (e) A self-contained flat situated on the same block of land as a house, but not attached to the house.	6 <input type="checkbox"/> Self-contained Flat or Home Unit (Self-contained means able to be completely closed off and with own cooking and bathing facilities.) How many Flats or Home Units are there in this building? 7 <input type="checkbox"/> Non-self-contained Flat (Self-contained means able to be completely closed off and with own cooking and bathing facilities.)
	A non-self-contained part of a house, flat or other premises (including room or rooms). Shed, tent, garage, etc. occupied on a permanent or semi-permanent basis.	8 <input type="checkbox"/> Improvised Home
	Mobile unit occupied on a permanent or semi-permanent basis.	9 <input type="checkbox"/> Caravan, Houseboat, etc.
		X <input type="checkbox"/> Other—describe

PARTICULARS OF DWELLING

D2.(a) Was this dwelling built after 30 June 1966? Yes No Go to question D3

(b) In what year was this dwelling built?

1966	1967	1968	1969	1970	1971
1 <input type="checkbox"/>	2 <input type="checkbox"/>	3 <input type="checkbox"/>	4 <input type="checkbox"/>	5 <input type="checkbox"/>	6 <input type="checkbox"/>

D3. What is the material of the outer walls of this building? If more than one, give main material. (Tick one box only)

0 <input type="checkbox"/> Brick	4 <input type="checkbox"/> Timber
1 <input type="checkbox"/> Brick veneer	5 <input type="checkbox"/> Metal
2 <input type="checkbox"/> Stone	6 <input type="checkbox"/> Fibro-cement
3 <input type="checkbox"/> Concrete	7 <input type="checkbox"/> Other (please describe)

D4. How many rooms are there in your dwelling?

- Do not count bathrooms, toilets, pantries, laundries, storerooms, halls, or rooms used only for business purposes.
- Count permanently enclosed sleep-outs.
- Count a combined-purpose room, such as a living-dining, or a kitchen-dining room as one room.

1	2	3	4	5	6	7	8	or more
<input type="checkbox"/>	<input type="checkbox"/>	<input type="checkbox"/>	<input type="checkbox"/>	<input type="checkbox"/>	<input type="checkbox"/>	<input type="checkbox"/>	<input type="checkbox"/>	<input type="checkbox"/>

A room shared with another household should be counted only by the principal household.

D5. How many bedrooms are there in your dwelling?

- Include also permanently enclosed sleep-out, if one-room apartment or bed-sitting room, tick 'none'.

None	1	2	3	4	5	or more
<input type="checkbox"/>	<input type="checkbox"/>	<input type="checkbox"/>	<input type="checkbox"/>	<input type="checkbox"/>	<input type="checkbox"/>	<input type="checkbox"/>

D6. Does your household have the use of a bathroom? (Tick one box only)

<input type="checkbox"/> Yes, for this household only	<input type="checkbox"/> Yes, but used also by another household	<input type="checkbox"/> No
---	--	-----------------------------

D7. Does your household have the use of a kitchen? (Tick one box only)

<input type="checkbox"/> Yes, for this household only	<input type="checkbox"/> Yes, but used also by another household	<input type="checkbox"/> No
---	--	-----------------------------

D8. What is the method of sewage disposal for this dwelling?

1 <input type="checkbox"/> Flush toilet connected to public sewer	2 <input type="checkbox"/> Flush toilet connected to individual system, e.g. septic tank	3 <input type="checkbox"/> Sanitary pan collection	4 <input type="checkbox"/> Other
---	--	--	----------------------------------

D9. Does your household have the following facilities? (Tick one box for each line)

Electricity—	(i) Mains	Yes <input type="checkbox"/> No <input type="checkbox"/>
	(ii) Home generated	1 <input type="checkbox"/> 0 <input type="checkbox"/>
Gas—	(i) Mains	1 <input type="checkbox"/> 0 <input type="checkbox"/>
	(ii) Bottled or L.P.	1 <input type="checkbox"/> 0 <input type="checkbox"/>
Television set		1 <input type="checkbox"/> 0 <input type="checkbox"/>

D10. Is this dwelling owned (or being purchased) by you or any usual member of your household? Yes No Go to question D12

D11.(a) Do you or any usual member of your household pay rent for this dwelling? Yes No Go to question D12

(b) To whom is this rent paid?

1 <input type="checkbox"/> Northern Territory Administration or Housing Commission	2 <input type="checkbox"/> Employer
3 <input type="checkbox"/> Other landlord	

(c) Is this dwelling rented furnished or unfurnished?

1 <input type="checkbox"/> Furnished	0 <input type="checkbox"/> Unfurnished
--------------------------------------	--

(d) What is the weekly rent?

- Include the weekly equivalent of any rates payable separately by this household; e.g. sanitation, garbage, water rates (other than excess water), etc.

\$ C

D12.(a) Is this dwelling situated on a holding of one acre or more which is used principally for agricultural or pastoral purposes? (i.e. for any type of crop growing, animal or poultry farming)

Yes <input type="checkbox"/>	No <input type="checkbox"/>	Go to question D13
------------------------------	-----------------------------	--------------------

(b) Is this dwelling less than one mile from the nearest Post Office? Yes No Go to question D13

(c) What is the name of that Post Office?

D13. Excluding this dwelling, how many dwellings (other than those being purchased by you (or any usual member of the household) in which you or they live sometime during each year (e.g. for holidays)? (Tick one box only)

None	1	2	3	or more
<input type="checkbox"/>	<input type="checkbox"/>	<input type="checkbox"/>	<input type="checkbox"/>	<input type="checkbox"/>

D14. How many motor vehicles owned or driven by members of your household were garaged or parked at or near this dwelling for the night of Wednesday 30 June 1971?

- Exclude motor cycles, scooters, tractors.
- Include company vehicles kept at home.

None	1	2	3	4	or more
<input type="checkbox"/>	<input type="checkbox"/>	<input type="checkbox"/>	<input type="checkbox"/>	<input type="checkbox"/>	<input type="checkbox"/>

1. Name of person on line 1 of page 1

Form for name and address, including fields for First name, Surname, and address details.

2. What is this person's usual major activity?

Form with checkboxes for various activities like working in a job, business, engaged in home duties, child not yet attending primary school, or other.

3. Was this person born in Australia?

Form with checkboxes for Yes/No and fields for State or Territory of birth, and country of birth.

4. Give the country of birth of—

Form for giving country of birth for the person's father and mother.

5. What is this person's racial origin?

Form with checkboxes for racial origins: European, Aboriginal, Torres Strait Islander, or Other.

6. What is this person's religious denomination?

Form for religious denomination with a note to write 'none' if no religion.

PERSONS UNDER 5 YEARS OF AGE NO MORE QUESTIONS

7. What is the highest level of schooling this person has ever attended?

Form with checkboxes for schooling levels from Never attended to Post-graduate, and a table for Primary and Secondary school grades.

PARTICULARS OF PERSON LISTED

8. If this person is now a child at school or a full-time or part-time student, print full name and address of school, university, college, etc.

Form for school or university details, including name, address, and contact information.

9. Did this person live at this address in June 1966?

Form with checkboxes for Yes/No and fields for address and date.

10. (a) Has this person ever been a widow or widower?

Form with checkboxes for Yes/No and fields for date of event and length of widowhood.

(b) If now widowed, give the length of this widowhood

Form for length of widowhood with a note to write '0' if remarried.

(c) If since remarried, give length of LAST widowhood

Form for length of last widowhood with a note to write '0' if remarried.

IF THIS PERSON IS A MALE GO TO QUESTION 12

11. (a) How many babies has this person EVER had from all marriages?

Form for number of babies ever had, including stillbirths and adoptions.

(b) What is the length of this PRESENT marriage?

Form for length of present marriage with a note to write '0' if less than 1 year.

(c) How many babies has she had from this PRESENT marriage?

Form for number of babies from present marriage, including stillbirths and adoptions.

ON LINE 1 OF PAGE 1

12. Is this person now doing a course leading to a trade or other qualification?

Form with checkboxes for Yes/No and a field for the name of the qualification.

13. Since leaving school has this person obtained a trade or other qualification?

Form with checkboxes for Yes/No and a field for the name of the qualification.

14. Did this person have a full or part-time job, or business or farm of any kind last week?

Form with checkboxes for Yes/No and a field for the name of the job or business.

15. How many hours per week does this person usually work in the job or jobs held last week?

Form for hours worked, including a field for the full name of the employer.

16. In the job held last week, was this person—

Form with checkboxes for A wage or salary earner, conducting own business, or a helper not receiving wages or salary.

17. (a) What is the full trading name of this person's own or employer's business?

Form for trading name of business, with a note to use block letters.

(b) What is the full name of the Division, or Branch, or Section (if any) in which he works?

Form for division/branch/section name, with a note to use block letters.

(c) What is the full address of the Division, or Branch, or Section (if any) or business at which he works?

Form for full address, including street, number, and suburb/town.

(d) What kind of industry, business or service is carried out at that address?

Form for industry/business/service, with a note to use block letters.

18. What was this person's occupation (kind of work) last week?

Form for occupation, with a note to describe as fully as possible using two or more words.

EXPLANATORY NOTES

The Householder's Schedule

The Householder's Schedule used for the 1971 Census of Population and Housing represents a major departure in design from that used at the 1966 and earlier Censuses. The single large sheet used previously, with provision for a maximum of 8 persons, was replaced by a booklet-type schedule with extensive use of the tick-box type question. In this schedule (a facsimile of which appears on pages ix to xii), the first page (page 1) provided for a list of persons in the dwelling, pages 2 and 3 contained questions relating to the dwelling, while the remaining 16 pages provided for two pages of questions to be completed in respect of each person listed on page 1.

The ordering of the questions was designed to minimise the number of questions to be answered by any one person. For persons under 5 years of age a maximum of 12 questions required an answer and 15 questions applied to those under 15 years of age. Males were not required to answer questions on issue and duration of marriage (Question 11) and only employed persons completed details of hours worked, occupational status, industry and occupation (Questions 15-18).

In the following notes on the individual topics appearing in this bulletin, reference to the specific question in the Householder's Schedule appears in parentheses.

Age (Column 4, page 1 of Schedule)

Before the 1954 Census, cases where age was not given were distributed to specific ages subsequent to tabulation in accordance with the frequency of stated ages. In the 1954 and later Censuses, ages were allocated by first establishing the minimum age range within which the correct age most probably lay (as indicated by answers to other questions on the Schedule) and then by selecting an age, within that range, from a table of random ages based on the most currently available data on age distribution.

Marital status (Column 5, page 1 of Schedule)

It will be seen from the wording of the question that the status referred to is that at the time of enumeration regardless of any previous status.

In the very small proportion of cases where the question on marital status was not answered a status was allocated as follows:

Males under 18 years and females under 17 years were allocated to 'never married' unless there was definite evidence to the contrary in other answers on the Schedule. For other persons 'never married' was imputed if Questions 10 and 11 were not answered, 'widowed' if 10(b) was answered, and 'now married' if the answer was 'yes' to the question 'Is this person at present married?' in Question 11(a). Otherwise a marital status was selected from a random list according to age, compiled from the most currently available data on the distribution of the population by age and marital status.

The labour force and occupational status (Questions 14 and 16, page 5 of Schedule)

The term 'labour force' is used throughout 1971 Census publications in place of 'work force' in conformity with the Bureau's quarterly population survey and with international usage.

The labour force is defined as those persons 15 years of age and over who answered 'Yes' to any of the four parts of Question 14. Thus the labour force comprises those persons who worked, those who had a job from which they were temporarily absent, those who were temporarily laid off without pay for the whole of the reference week *and* those who did not work, did not have a job and were actively looking for work.

Persons helping but not receiving wages or salary who usually worked less than 15 hours a week are excluded from the labour force. Bonded trainees (including trainee teachers) and cadets engaged in full-time study at educational institutions are also excluded, even though such institutions were conducted by their employer.

The unemployed members of the labour force are those persons who answered 'No' to Questions 14(a) and 14(b) and 'Yes' to Question 14(d) AND those who answered 'Yes' to Question 14(a), 'No' to Question 14(b) and 'Yes' to Question 14(c). Thus the unemployed consist of those persons who did no work during the reference week and either looked for work (having no job) or were temporarily laid off from a job.

The approach adopted in the 1971 Census for determining the labour force conforms closely to the recommendations of the Eighth International Conference of Labour Statisticians held in Geneva in 1954 and to the approach used at the 1966 Census.

According to the definition any labour force activity during the previous week, however little, results in the person being counted in the labour force.

Thus many persons whose main activity is not a labour force one (e.g. housewife, full-time student) are drawn into the labour force by virtue of part-time or occasional labour force activity in the previous week. Answers to Question 2 on the schedule indicate that there were substantially more of such persons at the Census of 1971 than at the Census of 1966 and that they were predominantly females.

On the other hand, the definition excludes persons who may frequently or usually participate in the labour force but who in the previous week happened to have withdrawn from the labour force. Answers to Question 2 on the schedule indicate that there were substantially more of such persons at the Census of 1971 than at the Census of 1966, especially among males.

A similar definition of the labour force is used in the quarterly population sample survey conducted by the Bureau by the method of personal interview. This survey is used to measure changes in the labour force from quarter to quarter in the intercensal period.

Evidence from post-enumeration surveys and pilot tests indicates that the personal interview approach tends to identify a larger number of persons as in the labour force than does the filling in of the census questions on the schedule by the householder and that this tendency has increased between the 1966 and 1971 Censuses.

The above considerations should be borne in mind if comparisons of the total labour force or labour force participation rates are made between the 1966 and 1971 Censuses, or between the 1971 Census and the 1971 labour force quarterly estimates.

The relationship between the terms 'occupational status', 'employment status' and 'labour force status' as used in 1971 Census publications is illustrated by the following classifications:

<i>Occupational status</i>	<i>Employment status</i>	<i>Labour force status</i>
1. Employer 2. Self-employed 3. Employee 4. Helper	Employed	In the labour force
5. Looking for first job 6. Other unemployed	Unemployed	
7. Not in the labour force	Not in the labour force	Not in the labour force

Usual major activity (Question 2, page 4 of Schedule)

The statistics in Table 2 show persons classified according to their stated *usual* major activity. This classification should not be confused with the labour force classification which is based on the actual activity of persons during the specific week prior to the Census. Thus the number of persons 'working in a job' represents those people who *usually* do so and therefore is unlikely to agree with the number of persons in the labour force.

Birthplace of parents (Question 4, page 4 of Schedule)

Birthplace (Question 3(a), page 4 of Schedule)

Nationality (Question 3(b), page 4 of Schedule)

British nationality includes all persons who, by virtue of the *Nationality and Citizenship Act 1948-1966* (Section 7 and Regulation 5A), are deemed to be British subjects. In a small number of cases persons of British nationality and birthplace have inadvertently been shown as having 'other' nationality rather than 'British'.

						MALES											
AGE (YEARS)	NEVER MARRIED	MARRIED	PERMANENTLY SEPARATED	DIVORCED	WIDOWED	TOTAL	AGE (YEARS)	NEVER MARRIED	MARRIED	PERMANENTLY SEPARATED	DIVORCED	WIDOWED	TOTAL				
0-14	14576	0	0	0	0	14576	60	20	167	5	10	16	218				
15	555	0	0	0	0	555	61	25	137	12	8	17	199				
16	560	3	0	0	0	563	62	17	88	12	4	5	126				
17	585	10	0	0	0	595	63	18	92	8	6	11	135				
18	621	20	0	0	0	641	64	17	75	5	6	13	116				
19	746	48	1	0	1	796	60-64	97	559	42	34	62	794				
15-19	3067	81	1	0	1	3150	65	15	120	5	2	19	161				
20	790	130	3	1	0	924	66	22	93	3	5	26	149				
21	923	221	8	1	0	1153	67	15	74	4	3	16	112				
22	886	316	10	0	1	1213	68	12	53	5	2	16	88				
23	796	536	19	3	3	1357	69	7	38	5	2	15	67				
24	836	621	18	9	4	1488	65-69	71	378	22	14	92	577				
20-24	4231	1824	58	14	8	6135	70	14	56	5	3	25	103				
25	621	645	23	6	1	1296	71	8	78	6	6	26	124				
26	613	674	32	7	2	1328	72	10	20	2	1	10	43				
27	460	705	31	17	2	1215	73	4	18	2	3	11	38				
28	424	666	28	19	5	1142	74	7	19	0	3	9	38				
29	345	709	26	13	1	1094	70-74	43	191	15	16	81	346				
25-29	2463	3399	140	62	11	6075	75	5	20	3	1	8	37				
30	320	767	24	18	3	1132	76	2	28	2	1	19	52				
31	301	652	40	13	3	1009	77	10	18	2	0	9	39				
32	224	670	27	23	6	956	78	4	11	1	0	9	25				
33	177	595	24	19	6	821	79	3	6	0	0	10	19				
34	153	563	20	18	5	759	75-79	24	83	8	2	55	172				
30-34	1175	3247	135	91	23	4671	80	3	15	2	0	4	24				
35	169	598	30	15	8	820	81	4	17	0	3	6	30				
36	168	503	36	22	3	732	82	1	4	0	0	4	9				
37	127	465	23	26	7	648	83	2	1	0	0	3	6				
38	121	477	16	21	10	645	84	1	1	0	1	2	5				
39	115	414	37	15	5	586	80-84	11	38	2	4	19	74				
35-39	700	2457	142	99	33	3431	85	1	2	1	1	1	6				
40	128	547	36	28	14	753	86	3	2	1	0	6	6				
41	111	461	39	14	10	635	87	1	0	0	0	0	1				
42	108	448	23	25	13	617	88	0	0	0	0	0	0				
43	82	430	28	25	11	576	89	0	2	0	0	3	5				
44	76	424	26	26	12	558	85-89	5	6	2	1	4	18				
40-44	505	2310	152	112	60	3139	90	1	0	0	0	1	2				
45	93	409	22	27	14	565	91	0	2	0	0	0	2				
46	91	436	18	21	11	577	92	0	0	0	0	0	0				
47	80	336	14	16	7	453	93	0	0	0	0	0	0				
48	63	321	30	13	11	438	94	0	0	0	0	1	1				
49	59	308	19	18	15	419	90-94	1	2	0	0	2	5				
45-49	386	1816	103	95	53	2452	95	0	1	0	0	0	1				
50	64	372	29	25	25	515	96	0	0	0	0	0	0				
51	54	328	27	14	23	446	97	0	0	0	0	0	0				
52	41	211	16	17	10	295	98	0	0	0	0	0	0				
53	32	197	17	14	12	272	99	1	0	0	0	1	2				
54	32	188	8	9	12	249	95-99	1	1	0	0	1	3				
50-54	223	1296	97	79	82	1777	100 AND OVER	0	0	0	0	0	0				
55	27	204	13	11	11	266											
56	31	224	12	18	13	298											
57	34	173	10	15	9	241											
58	27	152	6	11	16	212											
59	33	148	12	8	14	215											
55-59	152	901	53	63	63	1232											
						TOTAL		27731	18583	972	686	655	48627				

						FEMALES											
AGE (YEARS)	NEVER MARRIED	MARRIED	PERMANENTLY SEPARATED	DIVORCED	WIDOWED	TOTAL	AGE (YEARS)	NEVER MARRIED	MARRIED	PERMANENTLY SEPARATED	DIVORCED	WIDOWED	TOTAL				
0-14	13829	0	0	0	0	13829	60	8	99	9	4	68	188				
15	506	50	0	0	0	556	61	7	89	5	4	71	176				
16	418	97	1	0	0	516	62	5	59	5	4	35	108				
17	361	135	4	0	3	503	63	7	59	4	2	35	107				
18	372	188	5	0	3	568	64	3	54	4	4	36	101				
19	364	283	6	2	0	655	60-64	30	360	27	18	245	680				
15-19	2021	753	16	2	6	2798	65	2	61	5	2	59	129				
20	339	423	16	0	0	778	66	5	57	2	0	46	110				
21	349	557	8	0	3	917	67	4	25	2	2	32	65				
22	321	651	21	1	4	998	68	2	21	1	3	27	54				
23	277	751	24	7	5	1064	69	4	23	0	2	37	66				
24	248	726	25	6	4	1009	65-69	17	187	10	9	201	424				
20-24	1534	3108	94	14	16	4766	70	4	36	1	0	39	80				
25	170	729	12	3	6	920	71	5	43	2	1	60	111				
26	127	725	20	9	3	884	72	1	9	1	0	23	34				
27	129	699	21	9	5	863	73	4	9	2	2	26	43				
28	82	615	22	7	4	730	74	0	6	1	1	24	32				
29	73	565	13	8	3	662	70-74	14	103	7	4	172	300				
25-29	581	3333	88	36	21	4059	75	0	8	0	1	22	31				
30	74	600	19	7	11	711	76	0	12	0	1	36	49				
31	60	543	16	12	6	637	77	2	0	0	0	13	17				
32	37	480	6	8	7	538	78	1	5	0	0	23	29				
33	33	462	13	5	13	526	79	0	3	0	0	10	13				
34	45	450	12	6	12	525	75-79	3	30	0	2	104	139				
30-34	249	2535	66	38	49	2937	80	0	4	0	0	7	11				
35	28	492	17	4	18	559	81	1	0	0	0	15	16				
36	25	423	13	4	15	480	82	1	0	0	0	10	11				
37	15	350	10	2	11	388	83	1	1	0	0	3	5				
38	30	346	11	8	14	409	84	0	1	0	0	4	5				
39	18	325	9	8	14	374	80-84	3	6	0	0	39	48				
35-39	116	1936	60	26	72	2210	85	0	0	1	0	7	8				
40	21	372	21	9	24	447	86	1	0	0	0	6	7				
41	16	297	9	10	22	354	87	1	0	0	0	2	3				
42	12	284	14	5	19	334	88	1	0	0	0	2	3				
43	12	322	12	7	15	368	89	0	0	0	0	3	3				
44	12	294	14	6	16	342	85-89	3	0	1	0	20	24				
40-44	73	1569	70	37	96	1845	90	0	0	0	0	2	2				
45	11	300	14	7	29	361	91	0	2	0	0	3	5				
46	16	322	11	11	29	389	92	0	0	0	0	2	2				
47	9	198	6	6	15	234	93	0	0	0	0	0	0				
48	19	240	12	6	25	302	94	0	0	0	0	0	0				
49	8	227	13	4	20	272	90-94	0	2	0	0	7	9				
45-49	63	1287	56	34	118	1558	95	0	0	0	0	0	0				
50	20	257	16	9	41	343	96	0	0	0	0	0	0				
51	5	236	15	10	49	315	97	0	0	0	0	0	0				
52	9	142	8	5	38	202	98	0	0	0	0	0	0				
53	8	152	14	7	28	209	99	0	0	0	0	0	0				
54	5	131	10	6	28	180	95-99	0	0	0	0	0	0				
50-54	47	918	63	37	184	1249	100 AND OVER	0	0	0	0	0	0				
55	8	157	9	6	37	217											
56	17	154	10	9	51	241											
57	4	93	6	3	38	144											
58	9	92	7	4	26	138											
59	7	97	6	6	32	148											
55-59	45	593	38	28	184	888											
						TOTAL		18628	16720	596	285	1534	37763				

TABLE 1. (CONTINUED) AGE BY MARITAL STATUS

AGE (YEARS)	NEVER MARRIED	MARRIED	PERMANENTLY SEPARATED				WIDOWED	TOTAL	PERSONS					TOTAL
			SEPARATED	DIVORCED	NEVER MARRIED	MARRIED			PERMANENTLY SEPARATED	DIVORCED	WIDOWED			
0-14	28405	0	0	0	0	0	28405	60	28	266	14	14	84	406
15	1061	50	0	0	0	0	1111	61	32	226	17	12	88	375
16	978	100	1	0	0	0	1079	62	22	147	17	8	40	234
17	946	145	4	0	3	1098	63	25	151	12	8	46	242	
18	993	208	5	0	3	1209	64	20	129	9	10	49	217	
19	1110	331	7	2	1	1451	60-64	127	919	69	52	307	1474	
15-19	5088	834	17	2	7	5948	65	17	181	10	4	78	290	
20	1129	553	19	1	0	1702	66	27	150	5	5	72	259	
21	1272	778	16	1	3	2070	67	19	99	6	5	48	177	
22	1207	967	31	1	5	2211	68	14	74	6	5	43	142	
23	1073	1287	43	10	8	2421	69	11	61	5	4	52	133	
24	1084	1347	43	15	8	2497	65-69	88	565	32	23	293	1001	
20-24	5765	4932	152	28	24	10901	70	18	92	6	3	64	183	
25	791	1374	35	9	7	2216	71	13	121	8	7	86	235	
26	740	1399	52	16	5	2212	72	11	29	3	1	33	77	
27	589	1404	52	26	7	2078	73	8	27	4	5	37	71	
28	506	1281	50	26	9	1872	74	7	25	1	4	33	80	
29	418	1274	39	21	4	1756	70-74	57	294	22	20	253	646	
25-29	3944	6732	228	98	32	10134	75	5	28	3	2	30	68	
30	394	1367	43	25	14	1843	76	2	40	2	2	55	101	
31	361	1195	56	25	9	1646	77	12	20	2	0	22	56	
32	261	1150	33	31	13	1488	78	5	16	1	0	32	54	
33	210	1057	37	24	19	1347	79	3	9	0	0	20	32	
34	198	1013	32	24	17	1284	75-79	27	113	8	4	159	311	
30-34	1424	5782	201	129	72	7608	80	3	19	2	0	11	35	
35	197	1090	47	19	26	1379	81	5	17	0	3	21	46	
36	193	926	49	26	18	1212	82	2	4	0	0	14	20	
37	142	815	33	28	18	1036	83	3	2	0	0	6	11	
38	151	823	27	29	24	1054	84	1	2	0	1	6	10	
39	133	739	46	23	19	960	80-84	14	44	2	4	58	122	
35-39	816	4393	202	125	105	5641	85	1	2	2	1	8	14	
40	149	919	57	37	38	1200	86	4	2	1	0	6	13	
41	127	758	48	24	32	989	87	2	0	0	0	2	4	
42	120	732	37	30	32	951	88	1	0	0	0	2	3	
43	94	752	40	32	26	944	89	0	2	0	0	6	8	
44	88	718	40	26	28	900	85-89	8	6	3	1	24	42	
40-44	578	3879	222	149	156	4984	90	1	0	0	0	3	4	
45	104	709	36	34	43	926	91	0	4	0	0	3	7	
46	107	758	29	32	40	966	92	0	0	0	0	2	2	
47	89	534	20	22	22	687	93	0	0	0	0	0	0	
48	82	561	42	19	36	740	94	0	0	0	0	1	1	
49	67	535	32	22	35	691	90-94	1	4	0	0	9	14	
45-49	449	3097	159	129	176	4010	95	0	1	0	0	0	1	
50	84	629	45	34	66	858	96	0	0	0	0	0	0	
51	59	564	42	24	72	761	97	0	0	0	0	0	0	
52	50	353	24	22	48	497	98	0	0	0	0	0	0	
53	40	349	31	21	40	481	99	1	0	0	0	1	2	
54	37	319	18	15	40	429	95-99	1	1	0	0	1	3	
50-54	270	2214	160	116	266	3326	100 AND OVER	0	0	0	0	0	0	
55	35	361	22	17	48	483	TOTAL	46359	35303	1568	971	2189	86390	
56	48	378	22	27	64	539								
57	38	266	16	18	47	385								
58	36	244	13	15	42	350								
59	40	245	18	14	46	363								
55-59	197	1494	91	91	247	2120								

TABLE 2. MARITAL STATUS BY EMPLOYMENT STATUS BY USUAL ACTIVITY, NORTHERN TERRITORY, CENSUS 30 JUNE 1971

USUAL MAJOR ACTIVITY	MALES				MARITAL STATUS				GRAND TOTAL
	LESS THAN 15 YEARS OF AGE	NEVER	MARRIED	TOTAL	MARRIED	PERMANENTLY SEPARATED	DIVORCED	WIDOWED	
		OTHER	OTHER						
WORKING IN A JOB	0	10551	0	10551	16111	788	589	326	28365
HOME DUTIES	0	0	0	0	0	0	0	0	0
CHILD NOT YET AT SCHOOL	0	0	0	0	0	0	0	0	0
CHILD AT SCHOOL	0	48	4	52	4	1	1	1	55
FULL-TIME STUDENT	0	11	1	12	2	0	0	0	13
OTHER	0	51	5	56	78	10	6	3	148
TOTAL	0	10661	10	10671	16195	799	596	330	28581
WORKING IN A JOB	0	236	0	236	102	21	8	4	371
HOME DUTIES	0	0	0	0	0	0	0	0	0
CHILD NOT YET AT SCHOOL	0	0	0	0	0	0	0	0	0
CHILD AT SCHOOL	0	4	4	8	2	0	0	0	6
FULL-TIME STUDENT	0	1	1	2	0	0	0	0	1
OTHER	0	43	4	47	24	6	1	3	77
TOTAL	0	284	9	293	128	27	9	7	455
WORKING IN A JOB	0	10787	0	10787	16213	809	597	330	28736
HOME DUTIES	0	0	0	0	0	0	0	0	0
CHILD NOT YET AT SCHOOL	0	0	0	0	0	0	0	0	0
CHILD AT SCHOOL	0	52	5	57	6	1	1	1	61
FULL-TIME STUDENT	0	12	1	13	2	0	0	0	14
OTHER	0	94	9	103	102	16	7	6	225
TOTAL	0	10945	14	10959	16323	826	605	337	29036
WORKING IN A JOB	0	824	0	824	908	72	40	38	1882
HOME DUTIES	0	0	0	0	0	0	0	0	0
CHILD NOT YET AT SCHOOL	6502	0	0	6502	0	0	0	0	6502
CHILD AT SCHOOL	7994	657	4	8651	4	0	1	1	8657
FULL-TIME STUDENT	0	122	6	128	6	1	0	0	129
OTHER	80	607	6	687	1342	73	40	279	2421
TOTAL	14576	2210	10	16786	2260	146	81	318	19591
WORKING IN A JOB	0	11611	0	11611	17121	881	637	368	30618
HOME DUTIES	0	0	0	0	0	0	0	0	0
CHILD NOT YET AT SCHOOL	6502	0	0	6502	0	0	0	0	6502
CHILD AT SCHOOL	7994	799	16	8703	16	1	2	2	8718
FULL-TIME STUDENT	0	134	8	142	8	1	0	0	143
OTHER	80	701	7	781	1444	89	47	285	2646
TOTAL	14576	13155	23	27731	18583	972	686	655	48627

		MALES						
BIRTHPLACE OF FATHER	BIRTHPLACE OF MOTHER	0-4	5-9	AGE GROUP (IN YEARS)			25+	TOTAL
				10-14	15-19	20-24		
AUSTRALIA	AUSTRALIA	4387	3525	2862	2324	3525	12610	29233
	UNITED KINGDOM,EIRE	151	87	46	32	89	419	824
	ITALY	1	1	0	0	1	4	7
	GREECE	3	5	0	0	0	1	9
	GERMANY	31	6	0	0	4	10	51
	YUGOSLAVIA	1	1	1	1	0	0	4
	OTHER COUNTRIES	113	78	60	37	58	171	517
	UNITED KINGDOM,EIRE	AUSTRALIA	189	128	84	54	150	806
	UNITED KINGDOM,EIRE	162	227	164	140	503	2823	4019
	ITALY	0	0	0	0	1	1	2
	GREECE	0	0	1	1	0	2	4
	GERMANY	6	5	2	3	5	5	26
	YUGOSLAVIA	1	0	0	0	1	0	2
	OTHER COUNTRIES	26	15	11	12	37	146	247
ITALY	AUSTRALIA	34	31	10	3	5	10	93
	UNITED KINGDOM,EIRE	9	1	3	0	1	2	16
	ITALY	73	49	44	28	92	636	922
	GREECE	0	2	3	0	0	0	5
	GERMANY	2	0	0	0	1	0	3
	YUGOSLAVIA	0	1	0	0	0	3	4
	OTHER COUNTRIES	9	5	4	0	2	18	38
	GREECE	AUSTRALIA	20	10	7	2	6	9
	UNITED KINGDOM,EIRE	2	1	0	0	0	0	3
	ITALY	1	0	0	0	0	0	1
	GREECE	165	121	78	80	178	713	1335
	GERMANY	0	1	0	0	0	0	1
	YUGOSLAVIA	0	0	0	0	0	0	0
	OTHER COUNTRIES	4	1	1	0	2	12	20
GERMANY	AUSTRALIA	32	29	8	2	3	32	106
	UNITED KINGDOM,EIRE	3	4	2	1	0	7	17
	ITALY	0	0	0	0	0	0	0
	GREECE	0	0	0	0	0	0	0
	GERMANY	24	25	28	29	49	455	610
	YUGOSLAVIA	0	0	0	0	0	0	0
	OTHER COUNTRIES	11	12	2	5	6	18	54
	YUGOSLAVIA	AUSTRALIA	18	5	1	1	4	3
	UNITED KINGDOM,EIRE	2	0	0	0	0	0	2
	ITALY	0	0	0	0	1	0	1
	GREECE	2	0	0	0	0	0	2
	GERMANY	2	1	1	0	1	3	8
	YUGOSLAVIA	11	9	5	2	67	300	394
	OTHER COUNTRIES	0	2	0	1	3	7	13
OTHER COUNTRIES	AUSTRALIA	155	135	80	49	67	312	798
	UNITED KINGDOM,EIRE	27	27	6	14	30	104	208
	ITALY	1	0	1	1	7	6	16
	GREECE	4	1	0	0	1	3	9
	GERMANY	11	11	12	7	26	43	110
	YUGOSLAVIA	1	1	0	1	1	18	22
	OTHER COUNTRIES	309	275	208	320	1208	5054	7374

		FEMALES						
BIRTHPLACE OF FATHER	BIRTHPLACE OF MOTHER	0-4	5-9	AGE GROUP (IN YEARS)			25+	TOTAL
				10-14	15-19	20-24		
AUSTRALIA	AUSTRALIA	4236	3425	2663	2193	3239	10449	26206
	UNITED KINGDOM,EIRE	135	92	49	29	87	349	741
	ITALY	4	2	0	0	0	0	6
	GREECE	3	3	3	0	0	0	9
	GERMANY	17	4	2	1	2	8	34
	YUGOSLAVIA	1	0	1	1	0	1	4
	OTHER COUNTRIES	132	68	51	20	37	114	422
	UNITED KINGDOM,EIRE	AUSTRALIA	184	137	83	33	153	597
	UNITED KINGDOM,EIRE	157	192	140	134	364	1699	2686
	ITALY	0	0	0	0	1	1	2
	GREECE	0	0	1	0	0	2	3
	GERMANY	3	4	2	3	3	1	16
	YUGOSLAVIA	2	0	0	0	0	1	3
	OTHER COUNTRIES	27	16	8	15	36	100	202
ITALY	AUSTRALIA	33	15	10	2	7	8	75
	UNITED KINGDOM,EIRE	4	3	0	0	2	2	11
	ITALY	62	64	39	20	35	211	431
	GREECE	4	2	0	0	0	1	7
	GERMANY	1	0	0	0	0	0	1
	YUGOSLAVIA	0	2	1	0	0	1	4
	OTHER COUNTRIES	3	6	1	2	0	7	19
	GREECE	AUSTRALIA	25	13	8	4	3	4
	UNITED KINGDOM,EIRE	3	0	0	0	1	0	4
	ITALY	0	0	0	0	0	1	1
	GREECE	155	111	75	69	115	323	848
	GERMANY	0	1	0	0	0	0	1
	YUGOSLAVIA	0	0	0	0	0	0	0
	OTHER COUNTRIES	4	3	0	0	0	5	12
GERMANY	AUSTRALIA	33	22	9	2	2	24	92
	UNITED KINGDOM,EIRE	6	5	1	2	1	4	19
	ITALY	0	0	0	0	1	0	1
	GREECE	0	0	0	0	0	0	0
	GERMANY	29	20	20	15	31	181	296
	YUGOSLAVIA	0	0	0	0	0	1	1
	OTHER COUNTRIES	13	3	2	4	3	15	40
	YUGOSLAVIA	AUSTRALIA	11	7	0	0	0	2
	UNITED KINGDOM,EIRE	1	0	0	0	0	0	1
	ITALY	0	0	0	0	0	2	2
	GREECE	0	0	0	0	0	0	0
	GERMANY	2	0	1	1	3	0	7
	YUGOSLAVIA	7	8	6	7	10	37	75
	OTHER COUNTRIES	1	0	0	0	1	2	4
OTHER COUNTRIES	AUSTRALIA	164	102	56	44	69	282	717
	UNITED KINGDOM,EIRE	21	13	19	16	21	88	183
	ITALY	3	0	1	0	4	2	7
	GREECE	1	2	0	0	4	4	11
	GERMANY	2	8	8	4	16	13	51
	YUGOSLAVIA	1	0	0	0	0	1	2
	OTHER COUNTRIES	270	241	209	177	518	1827	3242

TABLE 3. (CONTINUED). AGE BY BIRTHPLACE OF PARENTS

BIRTHPLACE OF FATHER	BIRTHPLACE OF MOTHER	PERSONS						TOTAL
		0-4	5-9	AGE GROUP (IN YEARS)			25+	
				10-14	15-19	20-24		
AUSTRALIA	AUSTRALIA	8623	6951	5525	4517	6764	23059	55439
	UNITED KINGDOM,EIRE	286	179	95	61	176	768	1565
	ITALY	5	3	0	0	1	4	13
	GREECE	6	8	3	0	0	1	18
	GERMANY	48	10	2	1	6	18	85
	YUGOSLAVIA	2	1	2	2	0	1	8
	OTHER COUNTRIES	245	146	111	57	95	285	939
UNITED KINGDOM,EIRE	AUSTRALIA	373	265	167	87	303	1403	2598
	UNITED KINGDOM,EIRE	319	419	304	274	867	4522	6705
	ITALY	0	0	0	0	2	2	4
	GREECE	0	0	2	1	0	4	7
	GERMANY	9	9	4	6	3	6	42
	YUGOSLAVIA	3	0	0	0	1	1	5
	OTHER COUNTRIES	53	31	19	27	73	246	449
ITALY	AUSTRALIA	67	46	26	5	12	18	168
	UNITED KINGDOM,EIRE	13	4	3	0	3	4	27
	ITALY	135	113	83	48	127	847	1353
	GREECE	4	4	3	0	0	1	12
	GERMANY	3	0	0	0	1	0	4
	YUGOSLAVIA	0	3	1	0	0	4	8
	OTHER COUNTRIES	12	11	5	2	2	25	57
GREECE	AUSTRALIA	45	23	15	6	9	13	111
	UNITED KINGDOM,EIRE	5	1	0	0	1	0	7
	ITALY	1	0	0	0	0	1	2
	GREECE	323	232	193	149	293	1036	2183
	GERMANY	0	2	0	0	0	0	2
	YUGOSLAVIA	0	0	0	0	0	0	0
	OTHER COUNTRIES	8	4	1	0	2	17	32
GERMANY	AUSTRALIA	65	51	17	4	5	56	198
	UNITED KINGDOM,EIRE	9	9	3	3	1	11	36
	ITALY	0	0	0	0	1	0	1
	GREECE	0	0	0	0	0	0	0
	GERMANY	53	45	48	44	80	636	906
	YUGOSLAVIA	0	0	0	0	0	1	1
	OTHER COUNTRIES	24	15	4	9	9	33	94
YUGOSLAVIA	AUSTRALIA	29	12	1	1	4	5	52
	UNITED KINGDOM,EIRE	3	0	0	0	0	0	3
	ITALY	0	0	0	0	1	2	3
	GREECE	2	0	0	0	0	0	2
	GERMANY	4	1	2	1	4	3	15
	YUGOSLAVIA	18	17	11	9	77	337	469
	OTHER COUNTRIES	1	2	0	1	4	9	17
OTHER COUNTRIES	AUSTRALIA	319	237	136	93	136	594	1515
	UNITED KINGDOM,EIRE	43	45	25	30	51	192	391
	ITALY	4	0	2	1	8	8	23
	GREECE	5	3	0	0	5	7	20
	GERMANY	13	19	20	11	42	56	161
	YUGOSLAVIA	2	1	0	1	1	19	24
	OTHER COUNTRIES	579	516	417	497	1726	6881	10616

TABLE 4. AGE BY MARITAL STATUS BY BIRTHPLACE,

NORTHERN TERRITORY, CENSUS 30 JUNE 1971

PAGE 6

BIRTHPLACE	MALES									TOTAL	
	0-14	15-19	20-24	25-34	AGE GROUP 35-44	(IN YEARS) 45-54	55-59	60-64	65 AND+		
	NEVER MARRIED										
AUSTRALIA	13586	2661	2908	1959	715	377	92	64	102	22464	
NEW ZEALAND	66	17	171	104	17	9	1	1	4	390	
UNITED KINGDOM,EIRE	311	119	369	398	99	89	26	17	31	1459	
GERMANY	23	28	78	116	39	11	2	1	1	299	
GREECE	58	67	126	126	26	6	2	0	1	412	
ITALY	36	18	83	179	74	11	3	3	2	409	
MALTA	3	1	6	4	3	0	0	0	0	17	
NETHERLANDS	10	7	36	39	11	9	1	0	1	114	
POLAND	0	0	1	3	7	18	3	1	1	34	
YUGOSLAVIA	5	2	67	167	50	7	2	0	1	301	
OTHER EUROPE	73	25	183	361	120	50	11	8	7	838	
OTHER COUNTRIES	405	122	203	182	44	22	9	2	5	994	
TOTAL	14576	3067	4231	3638	1205	609	152	97	156	27731	
					MARRIED						
AUSTRALIA	0	71	1499	4772	3248	2299	702	440	575	13606	
NEW ZEALAND	0	0	25	120	32	28	7	3	5	220	
UNITED KINGDOM,EIRE	0	3	124	637	430	331	96	75	76	1772	
GERMANY	0	1	29	132	129	34	5	0	7	337	
GREECE	0	3	39	215	162	60	27	9	6	521	
ITALY	0	1	14	106	171	51	14	6	7	370	
MALTA	0	0	5	5	3	3	0	0	1	17	
NETHERLANDS	0	0	15	71	66	26	5	3	2	188	
POLAND	0	0	1	10	9	14	5	1	1	41	
YUGOSLAVIA	0	0	6	56	44	9	2	0	0	117	
OTHER EUROPE	0	0	23	205	165	92	10	4	9	508	
OTHER COUNTRIES	0	2	44	317	308	159	28	18	10	886	
TOTAL	0	81	1824	6646	4767	3106	901	559	699	18583	
					PERMANENTLY SEPARATED						
AUSTRALIA	0	1	39	201	214	144	41	30	32	702	
NEW ZEALAND	0	0	3	4	4	4	0	0	0	15	
UNITED KINGDOM,EIRE	0	0	6	25	17	20	6	6	9	89	
GERMANY	0	0	4	6	8	4	0	0	1	23	
GREECE	0	0	0	3	3	2	0	0	2	10	
ITALY	0	0	0	3	5	3	0	1	0	12	
MALTA	0	0	0	1	0	0	0	1	0	2	
NETHERLANDS	0	0	2	5	7	0	0	0	0	14	
POLAND	0	0	0	0	2	2	0	2	0	6	
YUGOSLAVIA	0	0	0	5	6	2	0	0	0	13	
OTHER EUROPE	0	0	1	10	23	14	3	2	3	56	
OTHER COUNTRIES	0	0	3	12	5	5	3	0	2	30	
TOTAL	0	1	58	275	294	200	53	42	49	972	
					DIVORCED						
AUSTRALIA	0	0	9	99	144	120	47	17	27	463	
NEW ZEALAND	0	0	0	4	6	2	0	3	2	17	
UNITED KINGDOM,EIRE	0	0	1	13	17	21	6	11	4	73	
GERMANY	0	0	0	1	9	1	2	0	0	13	
GREECE	0	0	0	2	2	1	1	0	0	6	
ITALY	0	0	0	6	1	0	1	1	0	9	
MALTA	0	0	0	0	0	0	0	0	1	1	
NETHERLANDS	0	0	1	2	3	2	1	0	0	9	
POLAND	0	0	0	0	0	6	1	0	0	7	
YUGOSLAVIA	0	0	2	2	3	4	1	0	0	12	
OTHER EUROPE	0	0	0	9	16	9	1	0	2	37	
OTHER COUNTRIES	0	0	1	15	10	8	2	2	1	39	
TOTAL	0	0	14	153	211	174	63	34	37	686	
					WIDOWED						
AUSTRALIA	0	0	5	24	79	108	49	48	211	524	
NEW ZEALAND	0	0	1	1	1	5	1	0	3	12	
UNITED KINGDOM,EIRE	0	0	0	1	3	15	10	7	24	60	
GERMANY	0	0	0	0	3	1	0	0	1	5	
GREECE	0	0	0	0	0	1	1	0	1	3	
ITALY	0	0	1	2	3	1	0	0	4	11	
MALTA	0	0	1	0	0	0	0	0	1	2	
NETHERLANDS	0	0	0	0	0	1	0	0	0	1	
POLAND	0	0	0	0	0	2	0	0	1	4	
YUGOSLAVIA	0	0	0	1	0	0	0	1	0	2	
OTHER EUROPE	0	0	0	2	2	4	2	1	3	14	
OTHER COUNTRIES	0	1	0	2	2	2	0	5	5	17	
TOTAL	0	1	8	34	93	140	63	62	254	655	
					TOTAL						
AUSTRALIA	13586	2733	4460	7055	4400	3048	931	599	947	37759	
NEW ZEALAND	66	17	200	233	60	48	9	7	14	654	
UNITED KINGDOM,EIRE	311	122	500	1074	566	476	144	116	144	3453	
GERMANY	23	29	111	255	188	51	9	1	10	677	
GREECE	58	70	165	346	193	70	31	9	10	952	
ITALY	36	19	98	296	254	66	18	11	13	811	
MALTA	3	1	12	10	6	3	0	1	3	39	
NETHERLANDS	10	7	54	117	87	38	7	3	3	326	
POLAND	0	0	2	14	18	42	9	4	3	92	
YUGOSLAVIA	5	2	75	231	103	22	5	1	1	445	
OTHER EUROPE	73	25	207	587	326	169	27	15	24	1453	
OTHER COUNTRIES	405	125	251	528	369	196	42	27	23	1966	
TOTAL	14576	3150	6135	10746	6570	4229	1232	794	1195	48627	

TABLE 4. (CONTINUED). AGE BY MARITAL STATUS BY BIRTHPLACE

BIRTHPLACE	PERSONS									TOTAL
	0-14	15-19	20-24	25-34	AGE GROUP (IN YEARS)		55-59	60-64	65 AND+	
					35-44	45-54				
					NEVER	MARRIED				
AUSTRALIA	26447	4418	4085	2539	854	462	128	87	140	39160
NEW ZEALAND	127	32	246	148	22	11	2	1	4	593
UNITED KINGDOM, EIRE	622	209	500	516	126	102	30	21	33	2159
GERMANY	45	44	102	134	40	12	2	1	1	381
GREECE	111	93	143	128	27	8	2	0	1	513
ITALY	70	31	87	181	74	11	3	5	2	464
MALTA	6	1	8	5	3	0	0	0	0	24
NETHERLANDS	21	13	52	49	15	9	1	0	1	161
POLAND	0	1	2	3	7	18	3	1	1	36
YUGOSLAVIA	6	3	68	169	50	7	2	0	1	306
OTHER EUROPE	124	34	209	382	124	50	11	8	7	949
OTHER COUNTRIES	826	209	263	213	52	29	13	3	5	1613
TOTAL	28405	5688	5765	4468	1394	719	197	127	196	46359
MARRIED										
AUSTRALIA	0	747	3371	9179	5924	4023	1187	747	849	26627
NEW ZEALAND	0	4	94	223	58	45	14	5	7	450
UNITED KINGDOM, EIRE	0	22	340	1171	711	566	155	111	110	3186
GERMANY	0	1	70	204	200	59	7	2	8	551
GREECE	0	34	132	358	226	91	35	11	8	895
ITALY	0	4	40	193	236	73	21	8	11	586
MALTA	0	0	7	12	4	3	0	0	1	27
NETHERLANDS	0	2	37	131	90	39	10	3	4	316
POLAND	0	0	4	14	10	21	5	1	1	56
YUGOSLAVIA	0	2	13	82	55	10	2	0	0	164
OTHER EUROPE	0	5	64	308	219	126	15	7	11	755
OTHER COUNTRIES	0	13	160	639	539	255	43	24	17	1690
TOTAL	0	834	4932	12514	8272	5311	1494	919	1027	35303
PERMANENTLY SEPARATED										
AUSTRALIA	0	14	116	341	321	247	73	52	46	1210
NEW ZEALAND	0	0	8	5	5	6	1	0	1	26
UNITED KINGDOM, EIRE	0	2	11	33	25	27	9	10	11	128
GERMANY	0	0	5	6	10	4	0	0	1	26
GREECE	0	1	0	3	4	4	0	1	2	15
ITALY	0	0	0	3	6	4	0	1	0	14
MALTA	0	0	0	1	0	0	0	1	0	2
NETHERLANDS	0	0	2	7	8	1	1	0	0	19
POLAND	0	0	0	0	2	3	0	2	0	7
YUGOSLAVIA	0	0	0	5	7	2	0	0	0	14
OTHER EUROPE	0	0	4	11	26	15	3	2	3	64
OTHER COUNTRIES	0	0	6	14	10	6	4	0	3	43
TOTAL	0	17	152	429	424	319	91	69	67	1568
DIVORCED										
AUSTRALIA	0	2	19	153	195	176	63	31	34	673
NEW ZEALAND	0	0	1	6	7	3	0	3	2	22
UNITED KINGDOM, EIRE	0	0	2	20	25	25	14	14	10	110
GERMANY	0	0	0	4	9	4	3	0	0	20
GREECE	0	0	0	4	2	2	2	1	0	11
ITALY	0	0	0	7	1	1	1	1	0	11
MALTA	0	0	0	0	0	0	0	0	1	1
NETHERLANDS	0	0	1	2	3	2	1	0	0	9
POLAND	0	0	0	0	0	6	1	0	0	7
YUGOSLAVIA	0	0	2	2	3	6	1	0	0	14
OTHER EUROPE	0	0	1	10	17	10	1	0	2	41
OTHER COUNTRIES	0	0	2	19	12	10	4	2	3	52
TOTAL	0	2	28	227	274	245	91	52	52	971
WIDOWED										
AUSTRALIA	0	6	19	91	237	380	205	256	677	1871
NEW ZEALAND	0	0	2	2	2	8	3	0	5	22
UNITED KINGDOM, EIRE	0	0	0	2	3	28	21	31	63	148
GERMANY	0	0	1	0	4	1	2	2	3	13
GREECE	0	0	0	0	1	3	6	1	7	18
ITALY	0	0	1	2	4	3	1	2	10	23
MALTA	0	0	1	0	0	0	0	0	1	2
NETHERLANDS	0	0	0	0	0	1	0	0	1	2
POLAND	0	0	0	1	0	2	0	0	2	5
YUGOSLAVIA	0	0	0	1	0	0	0	1	0	2
OTHER EUROPE	0	0	0	2	4	5	2	5	7	25
OTHER COUNTRIES	0	1	0	3	6	11	7	9	21	58
TOTAL	0	7	24	104	261	442	247	307	797	2189
TOTAL										
AUSTRALIA	26447	5187	8210	12303	7531	5288	1656	1173	1746	69541
NEW ZEALAND	127	36	351	384	94	73	20	9	19	1113
UNITED KINGDOM, EIRE	622	233	853	1742	890	748	229	187	227	5731
GERMANY	45	45	178	348	263	80	14	5	13	991
GREECE	111	128	275	493	260	108	45	14	18	1452
ITALY	70	35	128	386	321	92	26	17	23	1098
MALTA	6	1	16	19	7	3	0	1	3	56
NETHERLANDS	21	15	92	189	116	52	13	3	6	507
POLAND	0	1	6	18	19	50	9	4	4	111
YUGOSLAVIA	6	5	83	259	115	25	5	1	1	500
OTHER EUROPE	124	39	278	713	390	206	32	22	30	1834
OTHER COUNTRIES	826	223	431	888	619	311	71	38	49	3456
TOTAL	28405	5948	10901	17742	10625	7036	2120	1474	2139	86390

NATIONALITY	MALES									TOTAL	
	0-14	15-19	20-24	AGE 25-34	GROUP 35-44	(IN YEARS) 45-54	55-59	60-64	65 AND+		
	NEVER MARRIED										
BRITISH -											
BORN IN AUSTRALIA	13586	2561	2908	1959	715	377	92	64	102	22464	
BORN OUTSIDE AUSTRALIA	577	222	763	644	232	158	47	28	49	2660	
DUTCH	8	1	15	22	7	4	0	0	0	57	
GERMAN	12	7	23	91	21	3	0	0	1	158	
GREEK	40	53	110	92	14	2	1	0	0	312	
ITALIAN	22	10	55	140	47	5	1	0	0	280	
POLISH	0	0	1	1	1	3	0	1	0	7	
U.S.AMERICAN	207	44	29	47	9	5	2	0	0	343	
YUGOSLAV	2	2	51	94	17	2	0	0	0	168	
OTHER	89	41	241	361	72	20	3	1	1	829	
* STATELESS	33	26	95	187	70	30	6	3	3	453	
TOTAL	14576	3067	4231	3638	1205	609	152	97	156	27731	
	MARRIED										
BRITISH -											
BORN IN AUSTRALIA	0	71	1499	4772	3248	2299	702	440	575	13606	
BORN OUTSIDE AUSTRALIA	0	5	240	1159	998	571	152	103	96	3324	
DUTCH	0	0	3	26	16	12	0	0	2	59	
GERMAN	0	0	4	68	32	5	2	0	4	115	
GREEK	0	3	23	132	83	35	14	4	2	296	
ITALIAN	0	0	3	65	58	22	4	0	2	154	
POLISH	0	0	0	1	1	1	0	1	0	4	
U.S.AMERICAN	0	0	8	124	121	70	5	6	5	339	
YUGOSLAV	0	0	4	24	12	2	0	0	0	42	
OTHER	0	0	24	199	128	51	4	3	3	412	
* STATELESS	0	2	16	76	70	38	18	2	10	232	
TOTAL	0	81	1824	6846	4767	3106	901	559	699	18583	
	PERMANENTLY SEPARATED										
BRITISH -											
BORN IN AUSTRALIA	0	1	39	201	214	144	41	30	32	702	
BORN OUTSIDE AUSTRALIA	0	0	13	47	53	41	10	11	16	191	
DUTCH	0	0	0	2	5	0	0	0	0	7	
GERMAN	0	0	1	3	2	0	0	0	0	6	
GREEK	0	0	0	2	0	2	0	0	0	4	
ITALIAN	0	0	0	1	1	1	0	0	0	3	
POLISH	0	0	1	0	0	0	0	0	0	1	
U.S.AMERICAN	0	0	0	2	1	0	0	0	0	3	
YUGOSLAV	0	0	0	2	1	1	0	0	0	4	
OTHER	0	0	3	9	9	6	0	0	0	27	
* STATELESS	0	0	1	6	8	5	2	1	1	24	
TOTAL	0	1	58	275	294	200	53	42	49	972	
	DIVORCED										
BRITISH -											
BORN IN AUSTRALIA	0	0	9	99	144	120	47	17	27	463	
BORN OUTSIDE AUSTRALIA	0	0	1	20	40	35	15	13	6	130	
DUTCH	0	0	0	2	1	1	0	0	0	4	
GERMAN	0	0	0	1	2	0	0	0	0	3	
GREEK	0	0	0	1	1	0	0	0	0	2	
ITALIAN	0	0	0	5	0	0	0	0	0	5	
POLISH	0	0	0	0	0	2	0	0	0	2	
U.S.AMERICAN	0	0	1	11	8	2	0	1	0	23	
YUGOSLAV	0	0	1	0	1	1	0	0	0	3	
OTHER	0	0	1	11	5	5	0	1	0	23	
* STATELESS	0	0	1	3	9	8	1	2	4	28	
TOTAL	0	0	14	153	211	174	63	34	37	686	
	WIDOWED										
BRITISH -											
BORN IN AUSTRALIA	0	0	5	24	79	108	49	48	211	524	
BORN OUTSIDE AUSTRALIA	0	0	2	5	9	25	11	12	34	98	
DUTCH	0	0	0	0	0	0	0	0	0	0	
GERMAN	0	0	0	0	0	1	0	0	1	2	
GREEK	0	0	0	0	0	1	1	0	0	2	
ITALIAN	0	0	1	0	3	0	0	0	2	6	
POLISH	0	0	0	0	0	0	0	0	0	0	
U.S.AMERICAN	0	0	0	1	1	0	0	0	0	2	
YUGOSLAV	0	0	0	0	0	0	0	0	0	0	
OTHER	0	1	0	2	1	2	2	1	0	9	
* STATELESS	0	0	0	2	0	3	0	1	6	12	
TOTAL	0	1	8	34	93	140	63	62	254	655	
	TOTAL										
BRITISH -											
BORN IN AUSTRALIA	13586	2733	4460	7055	4400	3048	931	599	947	37759	
BORN OUTSIDE AUSTRALIA	577	227	959	1875	1332	830	235	167	201	6403	
DUTCH	8	1	18	52	29	17	0	0	2	127	
GERMAN	12	7	28	163	57	9	2	0	6	284	
GREEK	40	56	133	227	98	40	16	4	2	616	
ITALIAN	22	10	59	211	109	28	5	0	4	448	
POLISH	0	0	2	2	2	6	0	2	0	14	
U.S.AMERICAN	207	44	38	185	140	77	7	7	5	710	
YUGOSLAV	2	2	56	120	31	6	0	0	0	217	
OTHER	89	42	269	582	215	84	9	6	4	1300	
* STATELESS	33	28	113	274	157	84	27	9	24	749	
TOTAL	14576	3150	6135	10746	6570	4229	1232	794	1195	48627	


TABLE 5. (CONTINUED). AGE BY MARITAL STATUS BY NATIONALITY

NATIONALITY	0-14	15-19	20-24	FEMALES						TOTAL
				AGE GROUP (IN YEARS)		55-59	60-64	65 AND+		
				25-34	35-44				45-54	
				NEVER	MARRIED					
BRITISH -										
BORN IN AUSTRALIA	12861	1757	1177	580	139	85	36	23	38	16696
BORN OUTSIDE AUSTRALIA	551	169	271	175	34	17	7	6	2	1232
DUTCH	10	4	7	7	1	0	0	0	0	29
GERMAN	12	5	6	13	0	0	0	0	0	36
GREEK	47	18	15	1	1	1	0	0	0	83
ITALIAN	21	3	1	2	0	0	0	1	0	28
POLISH	0	0	0	0	0	0	0	0	0	0
U.S.AMERICAN	218	39	7	11	2	2	1	0	0	280
YUGOSLAV	2	0	0	0	0	0	0	0	0	2
OTHER	63	11	34	32	11	1	1	0	0	153
* STATELESS	44	15	16	9	1	4	0	0	0	89
TOTAL	13829	2021	1534	830	189	110	45	30	40	18628
MARRIED										
BRITISH -										
BORN IN AUSTRALIA	0	676	2472	4407	2676	1724	485	307	274	13021
BORN OUTSIDE AUSTRALIA	0	35	437	942	530	348	76	46	43	2457
DUTCH	0	1	3	25	11	7	3	0	2	52
GERMAN	0	0	8	33	15	3	1	2	0	62
GREEK	0	22	68	105	44	20	7	0	1	267
ITALIAN	0	3	11	48	31	11	3	0	1	108
POLISH	0	0	0	2	0	0	0	0	0	4
U.S.AMERICAN	0	3	33	128	95	52	7	1	1	320
YUGOSLAV	0	2	4	9	3	0	0	0	0	18
OTHER	0	7	42	108	55	19	4	1	2	238
* STATELESS	0	4	30	61	45	19	7	3	4	173
TOTAL	0	753	3108	5868	3505	2205	593	360	328	16720
PERMANENTLY SEPARATED										
BRITISH -										
BORN IN AUSTRALIA	0	13	77	140	107	103	32	22	14	508
BORN OUTSIDE AUSTRALIA	0	2	13	14	15	13	5	5	4	71
DUTCH	0	0	0	0	0	0	1	0	0	1
GERMAN	0	0	0	0	1	0	0	0	0	1
GREEK	0	1	0	0	1	2	0	0	0	4
ITALIAN	0	0	0	0	0	0	0	0	0	0
POLISH	0	0	0	0	0	0	0	0	0	0
U.S.AMERICAN	0	0	1	0	0	0	0	0	0	1
YUGOSLAV	0	0	0	0	0	0	0	0	0	0
OTHER	0	0	2	0	1	1	0	0	0	4
* STATELESS	0	0	1	0	5	0	0	0	0	6
TOTAL	0	16	94	154	130	119	38	27	18	596
DIVORCED										
BRITISH -										
BORN IN AUSTRALIA	0	2	10	54	51	56	16	14	7	210
BORN OUTSIDE AUSTRALIA	0	0	4	14	11	12	9	4	6	60
DUTCH	0	0	0	0	0	0	0	0	0	0
GERMAN	0	0	0	1	0	1	0	0	0	2
GREEK	0	0	0	1	0	1	1	0	0	3
ITALIAN	0	0	0	1	0	0	0	0	0	1
POLISH	0	0	0	0	0	0	0	0	0	0
U.S.AMERICAN	0	0	0	0	1	0	1	0	1	3
YUGOSLAV	0	0	0	0	0	0	0	0	0	0
OTHER	0	0	0	3	0	0	0	0	0	3
* STATELESS	0	0	0	0	0	1	1	0	1	3
TOTAL	0	2	14	74	63	71	28	18	15	285
WIDOWED										
BRITISH -										
BORN IN AUSTRALIA	0	6	14	67	158	272	156	208	466	1347
BORN OUTSIDE AUSTRALIA	0	0	2	2	4	22	18	26	51	125
DUTCH	0	0	0	0	0	0	0	1	1	2
GERMAN	0	0	0	0	1	0	2	1	2	6
GREEK	0	0	0	0	1	2	3	1	4	11
ITALIAN	0	0	0	0	1	1	0	1	5	8
POLISH	0	0	0	0	0	0	0	0	0	0
U.S.AMERICAN	0	0	0	1	1	1	1	1	6	11
YUGOSLAV	0	0	0	0	0	0	0	0	0	0
OTHER	0	0	0	0	2	3	1	2	3	11
* STATELESS	0	0	0	0	0	1	3	4	5	13
TOTAL	0	6	16	70	168	302	184	245	543	1534
TOTAL										
BRITISH -										
BORN IN AUSTRALIA	12861	2454	3750	5248	3131	2240	725	574	799	31782
BORN OUTSIDE AUSTRALIA	551	206	727	1147	594	412	115	87	106	3945
DUTCH	10	5	10	32	12	7	4	1	3	84
GERMAN	12	5	14	47	17	4	3	3	2	107
GREEK	47	41	83	107	47	26	11	1	5	368
ITALIAN	21	6	12	51	32	12	3	2	6	145
POLISH	0	0	0	2	0	2	0	0	0	4
U.S.AMERICAN	218	42	41	140	99	55	10	2	8	615
YUGOSLAV	2	2	4	9	3	0	0	0	0	20
OTHER	63	18	78	143	69	24	6	3	5	409
* STATELESS	44	19	47	70	51	25	11	7	10	284
TOTAL	13829	2798	4766	6996	4055	2807	888	680	944	37763

TABLE 5. (CONTINUED). AGE BY MARITAL STATUS BY NATIONALITY

NATIONALITY	PERSONS									TOTAL	
	0-14	15-19	20-24	AGE 25-34	GROUP 35-44	(IN YEARS) 45-54	55-59	60-64	65 AND+		
NEVER MARRIED											
BRITISH -											
BORN IN AUSTRALIA	26447	4418	4085	2539	854	462	128	87	140	39160	
BORN OUTSIDE AUSTRALIA	1128	391	974	819	266	175	54	34	51	3892	
DUTCH	18	5	22	29	8	4	0	0	0	86	
GERMAN	24	12	29	104	21	3	0	0	1	194	
GREEK	87	71	125	93	15	3	1	0	0	395	
ITALIAN	43	13	55	142	47	5	1	1	0	308	
POLISH	0	0	1	1	1	3	0	1	0	7	
U.S.AMERICAN	425	83	36	58	11	7	3	0	0	623	
YUGOSLAV	4	2	51	94	17	2	0	0	0	179	
OTHER	152	52	275	393	83	21	4	1	1	982	
* STATELESS	77	41	111	196	71	34	6	3	3	542	
TOTAL	28405	5088	5765	4468	1394	719	197	127	196	46359	
MARRIED											
BRITISH -											
BORN IN AUSTRALIA	0	747	3971	9179	5924	4023	1187	747	849	26627	
BORN OUTSIDE AUSTRALIA	0	40	677	2101	1528	919	228	149	139	5781	
DUTCH	0	1	6	51	27	19	3	0	4	111	
GERMAN	0	0	12	111	47	8	3	2	4	177	
GREEK	0	25	91	237	127	55	21	4	3	563	
ITALIAN	0	3	14	113	89	33	7	0	3	262	
POLISH	0	0	0	3	1	3	0	1	0	8	
U.S.AMERICAN	0	3	41	252	216	122	12	7	6	659	
YUGOSLAV	0	2	8	33	15	2	0	0	0	60	
OTHER	0	7	66	307	183	70	8	4	5	650	
* STATELESS	0	6	46	137	115	57	25	5	14	405	
TOTAL	0	834	4932	12514	8272	5311	1494	919	1027	35303	
PERMANENTLY SEPARATED											
BRITISH -											
BORN IN AUSTRALIA	0	14	116	341	321	247	73	52	46	1210	
BORN OUTSIDE AUSTRALIA	0	2	25	61	68	54	15	16	20	262	
DUTCH	0	0	0	2	5	0	1	0	0	8	
GERMAN	0	0	1	3	3	0	0	0	0	7	
GREEK	0	1	0	2	1	4	0	0	0	8	
ITALIAN	0	0	0	1	1	1	0	0	0	3	
POLISH	0	0	1	0	0	0	0	0	0	1	
U.S.AMERICAN	0	0	1	2	1	0	0	0	0	4	
YUGOSLAV	0	0	0	2	1	1	0	0	0	4	
OTHER	0	0	5	9	10	7	0	0	0	31	
* STATELESS	0	0	2	6	13	5	2	1	1	30	
TOTAL	0	17	152	429	424	319	91	69	67	1568	
DIVORCED											
BRITISH -											
BORN IN AUSTRALIA	0	2	19	153	195	176	63	31	34	673	
BORN OUTSIDE AUSTRALIA	0	0	5	34	51	47	24	17	12	190	
DUTCH	0	0	0	2	1	1	0	0	0	4	
GERMAN	0	0	0	2	2	1	0	0	0	5	
GREEK	0	0	0	2	1	1	1	0	0	5	
ITALIAN	0	0	0	6	0	0	0	0	0	6	
POLISH	0	0	0	0	0	2	0	0	0	2	
U.S.AMERICAN	0	0	1	11	9	2	1	1	1	26	
YUGOSLAV	0	0	1	0	1	1	0	0	0	3	
OTHER	0	0	1	14	5	5	0	1	0	26	
* STATELESS	0	0	1	3	9	9	2	2	5	31	
TOTAL	0	2	28	227	274	245	91	52	52	971	
WIDOWED											
BRITISH -											
BORN IN AUSTRALIA	0	6	19	91	237	380	205	256	677	1871	
BORN OUTSIDE AUSTRALIA	0	0	4	7	13	47	29	38	85	223	
DUTCH	0	0	0	0	0	0	0	1	1	2	
GERMAN	0	0	0	0	1	1	2	1	3	8	
GREEK	0	0	0	0	1	3	4	1	4	13	
ITALIAN	0	0	1	0	4	1	0	1	7	14	
POLISH	0	0	0	0	0	0	0	0	0	0	
U.S.AMERICAN	0	0	0	2	2	1	1	1	6	13	
YUGOSLAV	0	0	0	0	0	0	0	0	0	0	
OTHER	0	1	0	2	3	5	3	3	3	20	
* STATELESS	0	0	0	2	0	4	3	5	11	25	
TOTAL	0	7	24	104	261	442	247	307	797	2189	
TOTAL											
BRITISH -											
BORN IN AUSTRALIA	26447	5187	8210	12303	7531	5288	1656	1173	1746	69541	
BORN OUTSIDE AUSTRALIA	1128	433	1686	3022	1926	1242	350	254	307	10348	
DUTCH	18	6	28	84	41	24	4	1	5	211	
GERMAN	24	12	42	210	74	13	5	3	8	391	
GREEK	87	97	216	334	145	66	27	5	7	984	
ITALIAN	43	16	71	252	141	40	8	2	10	593	
POLISH	0	0	2	4	2	8	0	2	0	18	
U.S.AMERICAN	425	86	79	325	239	132	17	9	13	1325	
YUGOSLAV	4	4	60	129	34	6	0	0	0	237	
OTHER	152	60	347	725	284	108	15	9	9	1709	
* STATELESS	77	47	160	344	208	109	38	16	34	1033	
TOTAL	28405	5948	10961	17742	10625	7936	2120	1474	2139	86390	

* NOTE - STATELESS INCLUDES NOT STATED



1971 CENSUS OF POPULATION AND HOUSING PUBLICATIONS

Issued by the Commonwealth Bureau of Census and Statistics

Information from the 1971 Census of Population and Housing is in two series of publications :

Field Count Statements contain preliminary population figures compiled by field personnel during the taking of the Census and are available free of charge from the Bureau of Census and Statistics in Canberra. These have all been issued and in the list below dates of issue are shown in italics.

No. 1. Population : States and Territories	<i>October 1971</i>
No. 2. Population : Principal Urban Centres	<i>April 1972</i>

Population : Local Government Areas and Towns —

No. 3. New South Wales	<i>February 1972</i>
No. 4. Victoria	<i>February 1972</i>
No. 5. Queensland	<i>February 1972</i>
No. 6. South Australia	<i>February 1972</i>
No. 7. Western Australia	<i>February 1972</i>
No. 8. Tasmania	<i>February 1972</i>
No. 9. Northern Territory and Australian Capital Territory	<i>December 1971</i>
No. 10. Population : Commonwealth Electoral Divisions	<i>July 1972</i>

Bulletins. Final results of the 1971 Census of Population and Housing are being released in a series of 14 bulletins, seven of which consist of separate parts for States and Territories. The titles are given below with the price (where known so far), with freight cost within Australia in brackets. Bulletins 1 to 5 will be issued early in 1973. The remainder will follow during the year.

Bulletin 1. SUMMARY OF POPULATION. 25 cents each part (12c)

Part 1. New South Wales	Part 4. South Australia	Part 7. Northern Territory
Part 2. Victoria	Part 5. Western Australia	Part 8. Australian Capital Territory
Part 3. Queensland	Part 6. Tasmania	Part 9. Australia

Bulletin 2. SUMMARY OF DWELLINGS. 25 cents each part (12c)

Part 1. New South Wales	Part 4. South Australia	Part 7. Northern Territory
Part 2. Victoria	Part 5. Western Australia	Part 8. Australian Capital Territory
Part 3. Queensland	Part 6. Tasmania	Part 9. Australia

Bulletin 3. DEMOGRAPHIC CHARACTERISTICS. 25 cents each part (12c)

Part 1. New South Wales	Part 4. South Australia	Part 7. Northern Territory
Part 2. Victoria	Part 5. Western Australia	Part 8. Australian Capital Territory
Part 3. Queensland	Part 6. Tasmania	Part 9. Australia

Bulletin 4. BIRTHPLACE. 25 cents each part (12c)

Part 1. New South Wales	Part 4. South Australia	Part 7. Northern Territory
Part 2. Victoria	Part 5. Western Australia	Part 8. Australian Capital Territory
Part 3. Queensland	Part 6. Tasmania	Part 9. Australia

Bulletin 5. THE LABOUR FORCE. 25 cents each part (12c)

Part 1. New South Wales	Part 4. South Australia	Part 7. Northern Territory
Part 2. Victoria	Part 5. Western Australia	Part 8. Australian Capital Territory
Part 3. Queensland	Part 6. Tasmania	Part 9. Australia

Bulletin 6. POPULATION AND DWELLINGS IN LOCAL GOVERNMENT AREAS AND URBAN CENTRES

Part 1. New South Wales	35c (18c)	Part 5. Western Australia	35c (12c)
Part 2. Victoria	35c (18c)	Part 6. Tasmania	35c (12c)
Part 3. Queensland	35c (18c)	Part 7 & 8. Northern Territory and Australian Capital Territory	35c (12c)
Part 4. South Australia	35c (12c)	Part 9. Australia	50c (18c)

Bulletin 7. CHARACTERISTICS OF THE POPULATION AND DWELLINGS – LOCAL GOVERNMENT AREAS

Part 1. New South Wales	\$8.00 (65c)	Part 5. Western Australia	\$5.00 (65c)
Part 2. Victoria	\$7.00 (65c)	Part 6. Tasmania	\$2.00 (65c)
Part 3. Queensland	\$6.00 (65c)	Part 7. Northern Territory	50c (18c)
Part 4. South Australia	\$5.50 (65c)	Part 8. Australian Capital Territory	\$2.00 (65c)

Bulletin 8. CHARACTERISTICS OF THE POPULATION AND DWELLINGS –
COMMONWEALTH ELECTORAL DIVISIONS \$4.00 (65c)

Bulletin 9. THE ABORIGINAL POPULATION 40c (18c)

Bulletin 10. FAMILIES AND HOUSEHOLDS

Bulletin 11. FERTILITY

Bulletin 12. GEOGRAPHIC DISTRIBUTION

Bulletin 13. MAPS. A complete set will be available for \$7.60. Individual maps and prices are listed below.
(Prices are post-free.)

- General Statistical Division map of Australia. 40c
- General dot distribution map and rainfall belts of Australia. 40c
- Statistical Division map for each State. 40c each
- Capital City Statistical Division maps. 40c each (Hobart 20c)
- The Northern Territory and Urban Darwin. 20c
- Canberra Statistical District and Urban Canberra. 20c
- East Central New South Wales (Newcastle to Wollongong and hinterland). 40c
- Geelong Statistical District and Latrobe Valley. 20c
- New South Wales urban centre map covering : Albury-Wodonga, Condobolin, Kempsey, Orange, Tamworth, Taree, Wagga Wagga. 20c
- Victoria urban centre map covering : Ballarat, Bendigo, Castlemaine, Colac, Koroit, Wonthaggi. 20c
- Queensland urban centre map covering : Bundaberg, Cairns, Gladstone, Gold Coast, Mackay, Maryborough, Mount Isa, Rockhampton, Toowoomba, Townsville. 20c
- South Australia urban centre map covering : Jamestown, Kadina, Moonta, Mount Gambier, Murray Bridge, Port Pirie, Strathalbyn, Victor Harbor, Wallaroo, Whyalla. 20c
- Western Australia urban centre map covering : Albany, Geraldton, Kalgoorlie. 20c
- Tasmanian urban centre map covering Launceston and Devonport/Wynyard area. 20c

Bulletin 14. CATALOGUE OF 1971 CENSUS TABULATIONS

Distribution Arrangements. The publications listed above may be purchased *through the post or over the counter* from the Deputy Commonwealth Statistician in each State capital (except Perth); *through the post* from Mail Order Sales, Australian Government Publishing Service, P.O. Box 84, Canberra, A.C.T. 2600; and *over the counter* from the A.G.P.S. Book Centres, at 113-115 London Circuit, Canberra City; Bank House, 315 George Street, Sydney, N.S.W.; 347 Swanston Street, Melbourne, Victoria; and the Commonwealth Centre, 1-3 St George's Terrace, Perth, W.A.

Air mail and overseas rates are available on application. Account, standing order or reminder service facilities may be arranged with the Assistant Director, Sales and Distribution, Australian Government Publishing Service.